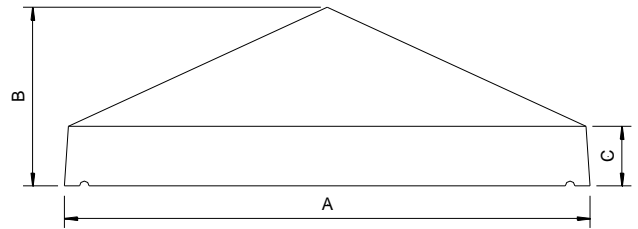


Pillar Caps

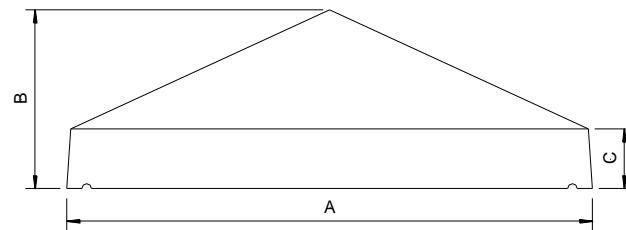
Standard Pillar Caps

| Code | Dimensions (mm) | | | Lifters Cast In | Weight |
|------|-----------------|----------|----------|-----------------|--------|
| | Size A | Height B | Height C | | |
| 652 | 310 x 310 | 125 | 45 | - | 16Kg |
| 653 | 410 x 410 | 125 | 50 | - | 30Kg |
| 654 | 460 x 460 | 125 | 50 | - | 38Kg |
| 656 | 575 x 575 | 130 | 50 | - | 60Kg |
| 657 | 610 x 610 | 150 | 50 | - | 75Kg |
| 658 | 685 x 685 | 150 | 50 | - | 94Kg |
| 650 | 760 x 760 | 150 | 50 | - | 115Kg |
| 660 | 840 x 840 | 200 | 50 | - | 169Kg |
| 661 | 925 x 925 | 160 | 50 | - | 178Kg |
| 662 | 1020 x 1020 | 190 | 50 | 2nr M12 | 225Kg |
| 690 | 1145 x 1145 | 150 | 50 | 2nr M12 | 262Kg |
| 678 | 1240 x 1240 | 160 | 50 | 2nr M12 | 320Kg |



Deep Square Pillar Caps

| Code | Dimensions (mm) | | | Lifters Cast In | Weight |
|-----------|-----------------|----------|----------|---------------------|--------|
| | Size A | Height B | Height C | | |
| DPC 0295 | 295 x 295 | 260 | 100 | - | 32Kg |
| DPC 0430 | 430 x 430 | 255 | 60 | - | 55Kg |
| DPC 0540 | 540 x 540 | 325 | 100 | - | 123Kg |
| DPC 0560 | 560 x 560 | 300 | 80 | - | 115Kg |
| DPC 0625 | 625 x 625 | 380 | 80 | - | 168Kg |
| DPC 0650 | 650 x 650 | 170 | 85 | - | 115Kg |
| DPC 0680 | 680 x 680 | 175 | 75 | - | 148Kg |
| DPC 0700 | 700 x 700 | 290 | 75 | 2x M12 upon Request | 172Kg |
| DPC 0740 | 740 x 740 | 305 | 80 | 2x M12 | 204Kg |
| DPC 0760 | 760 x 760 | 540 | 150 | 2x M12 | 388Kg |
| DPC 0765 | 765 x 765 | 460 | 100 | 2x M12 | 309Kg |
| DPC 0790 | 790 x 790 | 350 | 100 | 2x M12 | 275Kg |
| DPC 0840 | 840 x 840 | 500 | 110 | 2x M12 | 406Kg |
| DPC 0870 | 870 x 870 | 200 | 100 | 2x M12 | 242Kg |
| DPC 0870D | 870 x 870 | 350 | 100 | 2x M12 | 333Kg |
| DPC 0890 | 890 x 890 | 600 | 120 | 2x M12 | 532Kg |
| DPC 0905 | 905 x 905 | 225 | 75 | 2x M12 | 246Kg |
| DPC 0990 | 990 x 990 | 560 | 250 | 2x M12 | 831Kg |
| DPC 1040 | 1040 x 1040 | 475 | 100 | 2x M16 | 584Kg |
| DPC 1060 | 1060 x 1060 | 260 | 75 | 2x M16 | 368Kg |
| DPC 1150 | 1150 x 1150 | 350 | 150 | 2x M16 | 687Kg |
| DPC 1210 | 1210 x 1210 | 350 | 100 | 2x M16 | 644Kg |
| DPC 1240 | 1240 x 1240 | 557 | 100 | 2x M16 | 931Kg |



For Prices & Availability Please contact the office

Jordan Concrete Ltd.

10 Sheepwalk Road, Lisburn, County Antrim, BT28 3RD

Tel: (028) 92 648 648

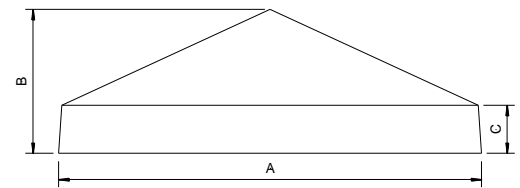
Email: info@jordanconcrete.co.uk

Website: jordanconcrete.co.uk/pillar-caps/

Pillar Caps

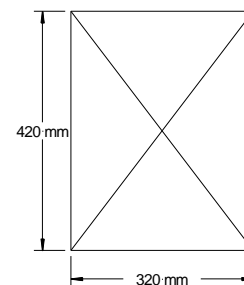
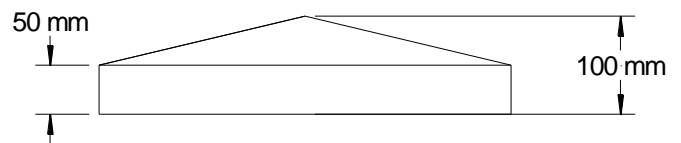
Circular Pillar Caps

| Code | Dimensions (mm) | | | Lifters Cast In | Weight |
|------|-----------------|-----------|----------|-----------------|--------|
| | Size A | Height B | Height C | | |
| 672 | 660 Dia | 225 | 75 | - | 118Kg |
| 674 | 895 Dia | 540 | 120 | 2x M12 | 391Kg |
| 675 | 1055 Dia | 420 | 90 | 2x M12 | 410Kg |
| 676 | 750 Dia | 330 | 80 | - | 172Kg |
| 687 | 420 Dia | 200 | 50 | - | 32Kg |
| 688 | 1265 Dia | 400 | 100 | 2x M12 | 613Kg |
| 691 | 950 Dia | 260 | 100 | 2x M12 | 260Kg |
| 693 | 850 Dia | 80mm Flat | | - | 108Kg |



Rectangular Pillar Caps

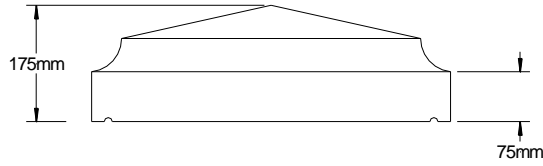
| Code | Dimensions (mm) | | | Weight |
|---------|-----------------|----------|----------|--------|
| | Size A | Height B | Height C | |
| RPC 420 | 420x420 | 100 | 50 | 24kg |
| RPC 535 | 535x305 | 100 | 50 | 29kg |
| RPC 550 | 550x350 | 100 | 50 | 35kg |
| RPC 560 | 560x330 | 100 | 50 | 33kg |
| RPC 610 | 610x455 | 100 | 50 | 50kg |
| RPC 630 | 630x520 | 100 | 50 | 59kg |
| RPC 770 | 770x545 | 100 | 50 | 75kg |



For Prices & Availability Please contact the office

Jordan Concrete Ltd.
 10 Sheepwalk Road, Lisburn, County Antrim, BT28 3RD
 Tel: (028) 92 648 648
 Email: info@jordanconcrete.co.uk
 Website: jordanconcrete.co.uk/pillar-caps/


Ornamental Pillar Caps



| Code | Dimensions (mm) | | Lifters Cast In | Weight |
|-----------|-----------------|--------|-----------------|--------|
| | Size | Height | | |
| ATPC 327 | 327 x 327 | 175/75 | - | 30Kg |
| ATPC 440 | 440 x 440 | 175/75 | - | 55Kg |
| ATPC 540 | 540 x 540 | 175/75 | - | 80Kg |
| ATPC 660 | 660 x 660 | 175/75 | - | 120Kg |
| ATPC 760 | 760 x 760 | 175/75 | - | 170Kg |
| ATPC 890 | 890 x 890 | 175/75 | - | 220Kg |
| ATPC 1020 | 1020 x 1020 | 175/75 | - | 238Kg |

2 Piece Ornamental Pillar Cap

| Code | Dimensions (mm) | | Lifters Cast In | Weight |
|-------------------|-----------------|----------------|-----------------|--------|
| | Size | Overall Height | | |
| ATB340 & ATPC 540 | 340/540 | 300 | - | 135Kg |
| ATB460 & ATPC660 | 460/660 | 300 | - | 210Kg |
| ATB585 & ATPC760 | 585/760 | 300 | - | 305Kg |
| ATB685 & ATPC890 | 685/890 | 300 | - | 400Kg |




For Prices & Availability Please contact the office

Jordan Concrete Ltd.
 10 Sheepwalk Road, Lisburn, County Antrim, BT28 3RD
 Tel: (028) 92 648 648
 Email: info@jordanconcrete.co.uk
 Website: jordanconcrete.co.uk/pillar-caps/

Flat Top Ornamental Pillar Caps

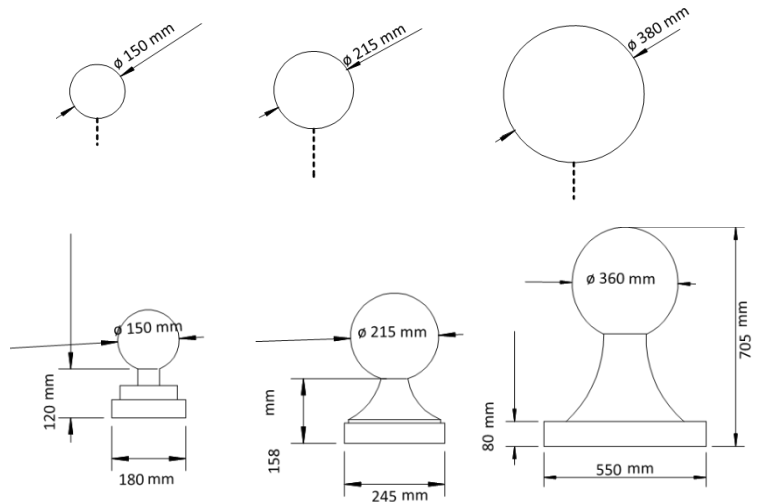
| Code | Dimensions (mm) | | Lifters Cast In | Weight |
|---------|-----------------|---------|-----------------|--------|
| | Size | Height | | |
| ATB 340 | 340/445 | 75/125 | | 55Kg |
| ATB 460 | 460/565 | 75/125 | | 90Kg |
| ATB 580 | 580/685 | 75/125 | | 135Kg |
| ATB 685 | 685/790 | 75/125 | | 180Kg |
| ATB 810 | 810/915 | 75/125 | | 240Kg |
| ATB 920 | 920/1040 | 125/200 | | 300Kg |
| ATB 999 | 990/1145 | 125/200 | | 570Kg |



Spheres

Upon request we can make pillar caps to suit a sphere.

| Code | Pin/Base | Description |
|------|----------|---------------------------|
| 681 | Pin | 150Dia Sphere |
| 682 | Pin | 215dia Sphere |
| 684 | Pin | 360dia Sphere |
| 685 | Base | 150Dia Ball 180mm Base |
| 686 | Base | 215Dia Ball 245mm Base |
| 692 | Base | 360Dia Ball 550mm Base |



Bespoke Pillar Caps

Bespoke Pillar Caps can be made to customer's design.


Below are past projects of Bespoke made Pillar Caps which can be found at on our website-

<https://jordanconcrete.co.uk/bespoke-precast/>

For Prices & Availability Please contact the office

Jordan Concrete Ltd.
10 Sheepwalk Road, Lisburn, County Antrim, BT28 3RD
Tel: (028) 92 648 648
Email: info@jordanconcrete.co.uk
Website: jordanconcrete.co.uk/pillar-caps/

Pillar Caps



For Prices & Availability Please contact the office

Jordan Concrete Ltd.
10 Sheepwalk Road, Lisburn, County Antrim, BT28 3RD
Tel: (028) 92 648 648
Email: info@jordanconcrete.co.uk
Website: jordanconcrete.co.uk/pillar-caps/